



District Report Card: 2017


State: Punjab	District: Taran Taran
Class: 5	Subject: Language
Schools: 61	Students: 1168


Participation/Coverage


Students

<div>GENDER</div> <div></div>	Boys		Girls	
	Number	%	Number	%
	582	49.83	586	50.17

<div>AREA</div> <div></div>	Rural		Urban	
	Number	%	Number	%
	1090	93.32	78	6.68

<div>CATEGORY</div> <div></div>	SC		ST		OBC		GEN	
	Number	%	Number	%	Number	%	Number	%
	887	75.94	9	0.77	117	10.02	155	13.27

<div>CWSN</div> <div></div>	LD	VI	HI	S&LD	ID	Oth
	4	2	2	3	6	3

<div>Management</div> <div></div>	Government		Government-aided	
	Number	%	Number	%
	1155	98.89	13	1.11

Average Performance of Students in Language (%)

Overall	Gender		Area		Management		Social Group			
	Male	Female	Rural	Urban	Govt.	Aided	SC	ST	OBC	GEN
48.93	47.73	50.13	48.51	54.79	49.02	41.54	49.09	51.85	50.37	46.75

Performance on Learning Outcomes (LOs)

Learning Outcomes	Description	Average Performance(%)
L504	Reads and comprehends independently storybooks, news items/ headlines, advertisements etc.	40.94
L508	Reads text with comprehension, locates details and sequence of events	52.93

Range of Performance of Students who Answered Correctly							
Below 30%		30% - 50%		50% - 75%		Above 75%	
Number	%	Number	%	Number	%	Number	%
248	21.23	336	28.77	457	39.13	127	10.87

Lowest Performing Learning Outcomes (LOs)

- 1 - Reads and comprehends independently storybooks, news items/ headlines, advertisements etc. (40.94)
- 2 - Reads text with comprehension, locates details and sequence of events (52.93)